

Exhibit

A



MEDICAL EXAMINER

OAKLAND COUNTY EXECUTIVE DAVID COULTER

Ljubisa J. Dragovic, M.D., Chief Forensic Pathologist
(248) 858-5097 | dragoviclj@oakgov.com

AUTOPSY PROTOCOL

NAME OF DECEASED: TONY COX

CASE NUMBER: 23-8432

GENDER: Male **AGE:** 33 Years **RACE:** Black

DATE OF DEATH: December 13, 2023 **TIME:** Unknown P.M.

PLACE OF DEATH: Hospital

DATE PRONOUNCED: December 13, 2023 **TIME:** 9:42 P.M.

PLACE PRONOUNCED: McLaren Oakland Hospital, Pontiac

DATE OF AUTOPSY: December 14, 2023 **TIME:** 8:50 A.M.

CAUSE OF DEATH: MULTIPLE GUNSHOT WOUNDS

MANNER OF DEATH: HOMICIDE

COX, Tony
23-8432

Page 2 of 13

EXTERNAL EXAMINATION

The body is that of a well-developed, morbidly obese (BMI – 52.88), nude black male. Black pants, blue underwear, black socks and one left shoe accompany the body. There are defects in the pants and underwear corresponding to the gunshot wounds. The body weighs 390 pounds with the abdominal girth of 57”, is 72” in height and appears compatible with the reported age of 33 years.

The body is cold. Rigor is developing. Unfixed lividity is present on the back.

The scalp hair is black, curly and is approximately ¾” in length. The scalp shows no evidence of injury. Facial hair consists of a mustache and beard. The irides are brown. The corneae are clear. The conjunctivae and sclerae are unremarkable. The external auditory canals, external nares and oral cavity are free of foreign material and abnormal secretions. The teeth are natural and in fair condition. Injuries to the neck and torso will be described under ‘Evidence of Injury’. The abdomen is protuberant. Injuries to the extremities will be described under ‘Evidence of Injury’. The external genitalia are of a normal mature adult male. Injuries to the back will be described under ‘Evidence of Injury’.

IDENTIFYING MARKS AND SCARS: There is a tattoo on the right arm.

EVIDENCE OF THERAPY: There is an endotracheal tube in the oral cavity. There is a horizontal sutured surgical incision on the chest extending to the back.

COX, Tony
23-8432

Page 3 of 13

EVIDENCE OF INJURY:

MULTIPLE GUNSHOT WOUNDS:

NINE GUNSHOT WOUNDS OF THE BACK: There are nine gunshot wounds on the back ranging in size from ¼" to 1" in diameter without soot or gunpowder stippling. The entrance wounds are located from 15" to 33" from the top of the head and 1" to 12" to the left posterior midline and from 5" to 7" to the right posterior midline. The bullets perforate the chest and abdomen, and one bullet exits on the right side of the chest, located 22" below the top of the head and 16 ½" to the right anterior midline. The bullets collectively perforated the lung (three times), ascending aorta, heart (right atrium and pulmonary valve), omentum, liver (multiple times) and small bowel (three times). There are a total of eight copper jacketed bullets recovered (three from thoracolumbar area, three from right side of the chest, one from the left side of the abdomen and one from the right side of the abdomen). There are approximately 100 mls of blood in each chest cavity. The trajectory of the bullets are back to front.

GUNSHOT WOUND OF RIGHT UPPER ARM: There is a gunshot wound of entrance on the right arm, located 10" below the top of the head and measuring ¼" in diameter without soot or gunpowder stippling. The bullet perforates the soft tissue and a deformed, copper jacketed bullet is recovered from the right side of the neck. The trajectory of the bullet is right to left and upward.

GUNSHOT WOUND OF RIGHT ARM: There is a gunshot wound of entrance on the right arm, measuring ⅜" in diameter without soot or gunpowder stippling. The bullet perforates and fractures the right humerus and a deformed, large caliber, jacketed bullet is recovered from the right upper arm. The trajectory is upward.

COX, Tony
23-8432

Page 4 of 13

EVIDENCE OF INJURY (cont'd):

MULTIPLE GUNSHOT WOUNDS (cont'd):

THRU AND THRU GUNSHOT WOUND OF RIGHT ARM: There is a gunshot wound of entrance on the right arm measuring $\frac{3}{8}$ " in diameter without soot or gunpowder stippling. The bullet perforates the arm and exits on the medial aspect and re-enters on the right side of the chest, located 13" below the top of the head. The bullet is recovered from the right upper chest. The trajectory of the bullet is right to left and upward.

GUNSHOT WOUND OF LEFT UPPER ARM: There is a 1" atypical gunshot wound of entrance on the left upper arm without soot or gunpowder stippling, located 19" below the top of the head. The bullet perforates the soft tissue of the arm where a jacketed, large caliber bullet is recovered from the antecubital fossa, located 21" below the top of the head. The trajectory of the bullet is downward.

GUNSHOT WOUND OF RIGHT THIGH: There is a gunshot wound of entrance on the right side of the thigh, located 36" below the top of the head, measuring $\frac{1}{4}$ " in diameter without soot or gunpowder stippling. The bullet fractures the right pubic ramus and a large caliber, jacketed bullet is recovered from the right pelvis. The trajectory of the bullet is slightly upward.

THRU AND THRU GUNSHOT WOUND OF LEFT FOREARM: There is a gunshot wound of entrance in the left forearm measuring $\frac{1}{4}$ " in diameter without soot or gunpowder stippling. The entrance wound is located 31" below the top of the head. The bullet perforates the soft tissue and exits on the back of the wrist, measuring $\frac{3}{4}$ " and located 33" below the top of the head. The trajectory of the bullet is downward.

COX, Tony
23-8432

Page 5 of 13

EVIDENCE OF INJURY (cont'd):

MULTIPLE GUNSHOT WOUNDS (cont'd):

THRU AND THRU GUNSHOT WOUND OF LEFT HIP: There is a gunshot wound of entrance on the left side of the thigh measuring $\frac{1}{4}$ " in diameter without soot or gunpowder stippling, located 38" below the top of the head. The bullet perforates and tunnels the soft tissue of the thigh and exits on the front of the left thigh measuring 2" in length. The trajectory of the bullet is left to right and relatively straight.

THRU AND THRU GUNSHOT WOUND OF LEFT THIGH: There is a gunshot wound of entrance on the left thigh measuring $\frac{3}{4}$ " in diameter without soot or gunpowder stippling. The bullet perforates and tunnels the soft tissue and exits on the left side of the thigh, located 41" below the top of the head and measuring $\frac{3}{4}$ ". The trajectory of the bullet is downward.

THRU AND THRU GUNSHOT WOUND OF RIGHT FOREARM: There is a gunshot wound of the right forearm measuring $\frac{1}{4}$ " in diameter without soot or gunpowder stippling. The bullet tunnels the soft tissue and exits on the right forearm, measuring $\frac{3}{4}$ " in diameter and located 21" below the top of the head. The trajectory of the bullet is downward.

INTERNAL EXAMINATION

BODY CAVITIES: No adhesions are present in any of the body cavities. Bilateral hemothoraces have been previously described. All body organs are present in their normal anatomical position.

COX, Tony
23-8432

Page 6 of 13

HEAD (CENTRAL NERVOUS SYSTEM): The brain weighs 1,478grams. The scalp and the skull show no evidence of injuries. The dura mater and falx cerebri are intact. There is no epidural, subdural, or subarachnoid hemorrhage present. The leptomeninges are thin and delicate. The cerebral hemispheres are symmetrical. The structures at the base of the brain, including cranial nerves and blood vessels are intact. Coronal sections through the cerebral hemispheres reveal no lesions. Transverse sections through the brain stem and cerebellum are unremarkable.

NECK: Injuries to the neck have been previously described. The hyoid bone and larynx are intact.

CARDIOVASCULAR SYSTEM: The heart weighs 563 grams. The pericardium has been previously opened. Injuries to the heart have been previously described. The coronary arteries arise normally, follow the usual distribution and are widely patent, without evidence of significant atherosclerosis or thrombosis. Injuries to the pulmonic valve have been previously described. The valves measure as follows: Tricuspid 10.5 cm, Pulmonic 7 cm, Mitral 10 cm and Aortic 7 cm. Injuries to the right atrium have been previously described. The non-traumatic myocardium is red-brown. The right ventricular wall measures 0.3 cm. The lateral and septal walls of the left ventricle each measure 1.5 cm. Injuries to the ascending aorta have been previously described. The non-traumatic aorta and its major branches are free of significant atherosclerosis and other abnormality. The venae cavae and its major tributaries return to the heart in the usual distribution and are free of thrombi.

COX, Tony
23-8432

Page 7 of 13

RESPIRATORY SYSTEM: The right lung weighs 374 grams and the left lung weighs 238 grams. Injuries to the right lung have been previously described. The left lung is collapsed. The non-traumatic pulmonary parenchyma is pink to brown. The pulmonary arteries are normally developed, patent and without thrombus or embolus.

DIGESTIVE SYSTEM: The tongue is without evident recent injury. The esophagus is lined by gray-white, smooth mucosa. The gastric mucosa is arranged in the usual rugal folds and the lumen contains 225 mls of tan fluid. The large bowels are unremarkable. Injuries to the small bowel have been previously described. The pancreas has a normal pink-tan lobulated appearance and the ducts are clear. The appendix is present.

LIVER AND BILIARY SYSTEM: The liver weighs 2,243 grams. Injuries to the liver have been previously described. The non-traumatic parenchyma is brown. The gallbladder contains 2 cc of yellow-green-brown, mucoid bile; the mucosa is velvety and unremarkable. The extrahepatic biliary tree is patent, without evidence of calculi.

SPLEEN: The spleen weighs 345 grams. The spleen has a smooth, intact capsule covering a red-purple, soft (autolyzed) parenchyma.

GENITOURINARY SYSTEM: The right kidney weighs 190 grams and the left kidney weighs 198 grams. The renal capsules are smooth and thin, semi-transparent and strip with ease from the underlying pale cortical surfaces. The cortices are pale and poorly delineated from the medullary pyramids, which are pale. The calyces, pelves and ureters are unremarkable. The urinary bladder contains 30 mls of amber urine; the mucosa is gray-tan and smooth. The prostate is unremarkable.

COX, Tony
23-8432

ENDOCRINE SYSTEM: The pituitary, thyroid and adrenal glands are unremarkable.


LYMPH NODES: Lymph nodes appear normal.

MUSCULOSKELETAL SYSTEM: Muscle development is normal. No non-traumatic bone or joint abnormalities are noted.

PATHOLOGICAL DIAGNOSIS:

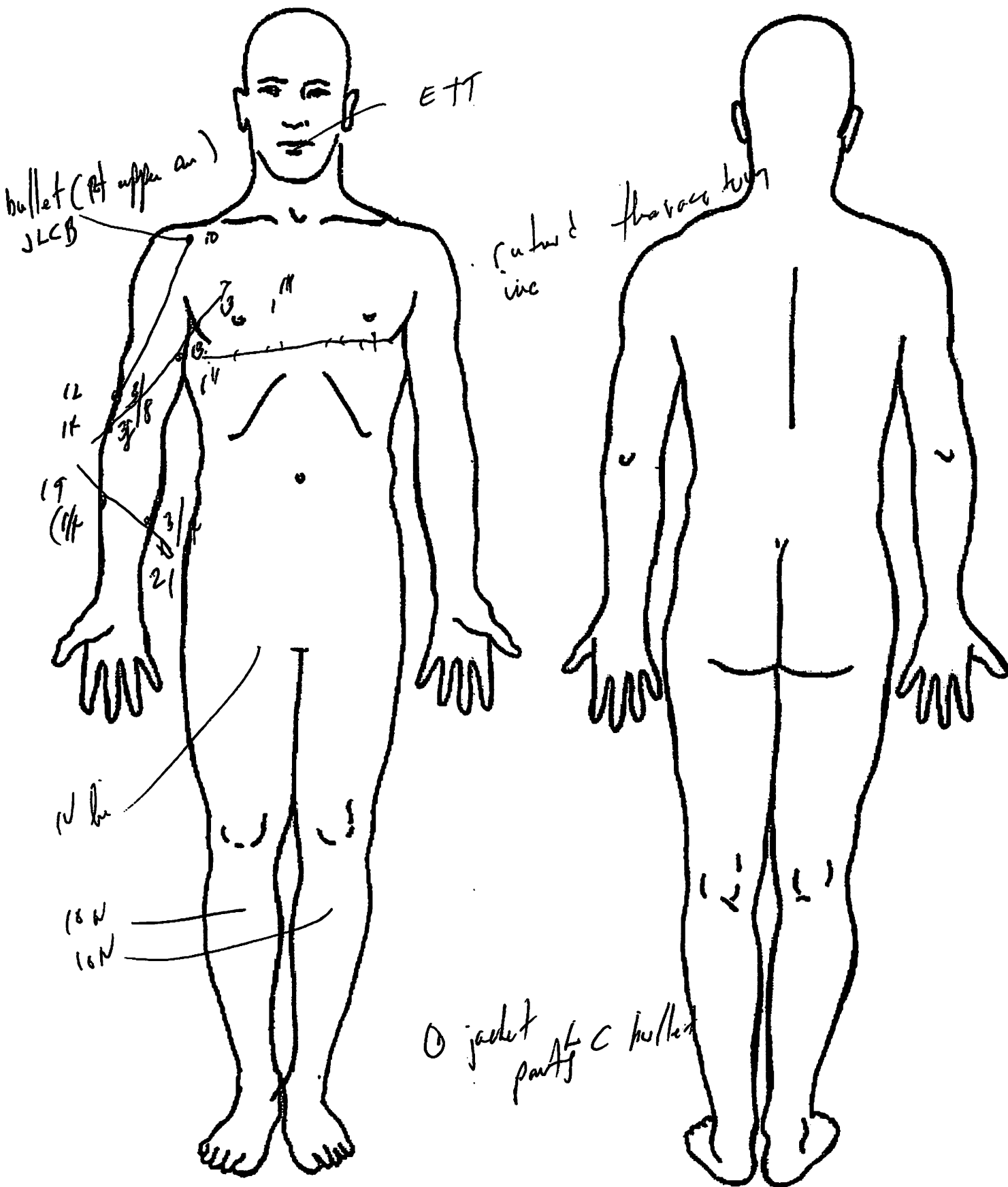
- I. Multiple Gunshot Wounds
 - A. Nine gunshot wounds of the back, eight bullet recovered
 - B. Gunshot wound of right upper arm with bullet recovered
 - C. Gunshot wound of right arm with bullet recovered
 - D. Thru and thru gunshot wound of right arm
 - E. Gunshot wound of left upper arm, bullet removed
 - F. Gunshot wound of right thigh, bullet recovered
 - G. Thru and thru gunshot wound of left forearm
 - H. Thru and Thru gunshot wound of left hip
 - I. Thru and thru gunshot wound of left thigh
 - J. Thru and thru gunshot wound of right forearm

OPINION: This 33-year-old black male, Tony Cox, died of multiple gunshot wounds during an assault. Based on the circumstances surrounding this death, the results of the postmortem examination and the toxicological analysis, the manner of death is homicide.


BERNARDINO B. PACRIS, M.D.
DEPUTY MEDICAL EXAMINER

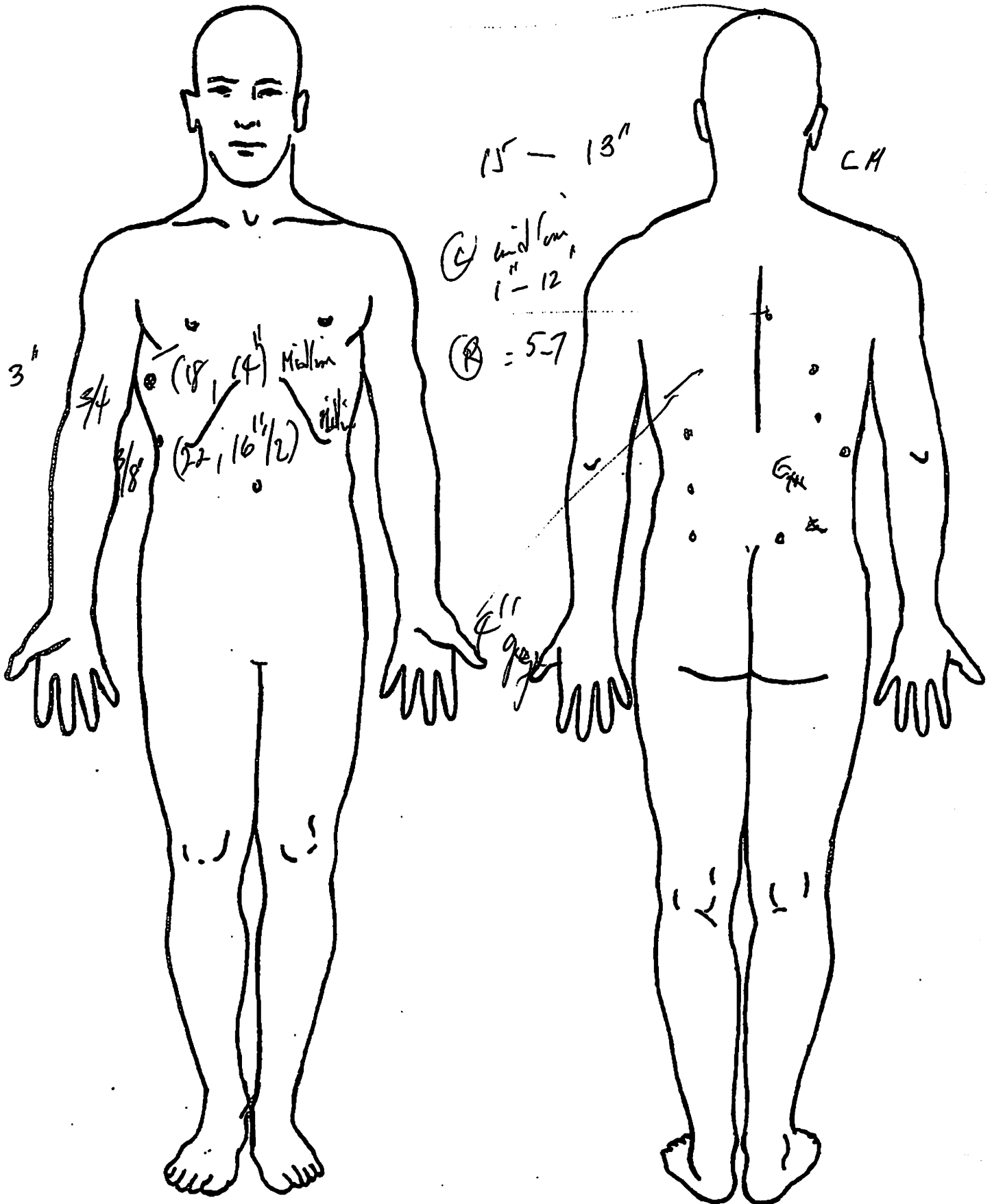
NAME: Tony Cox

CASE #: 23-8432



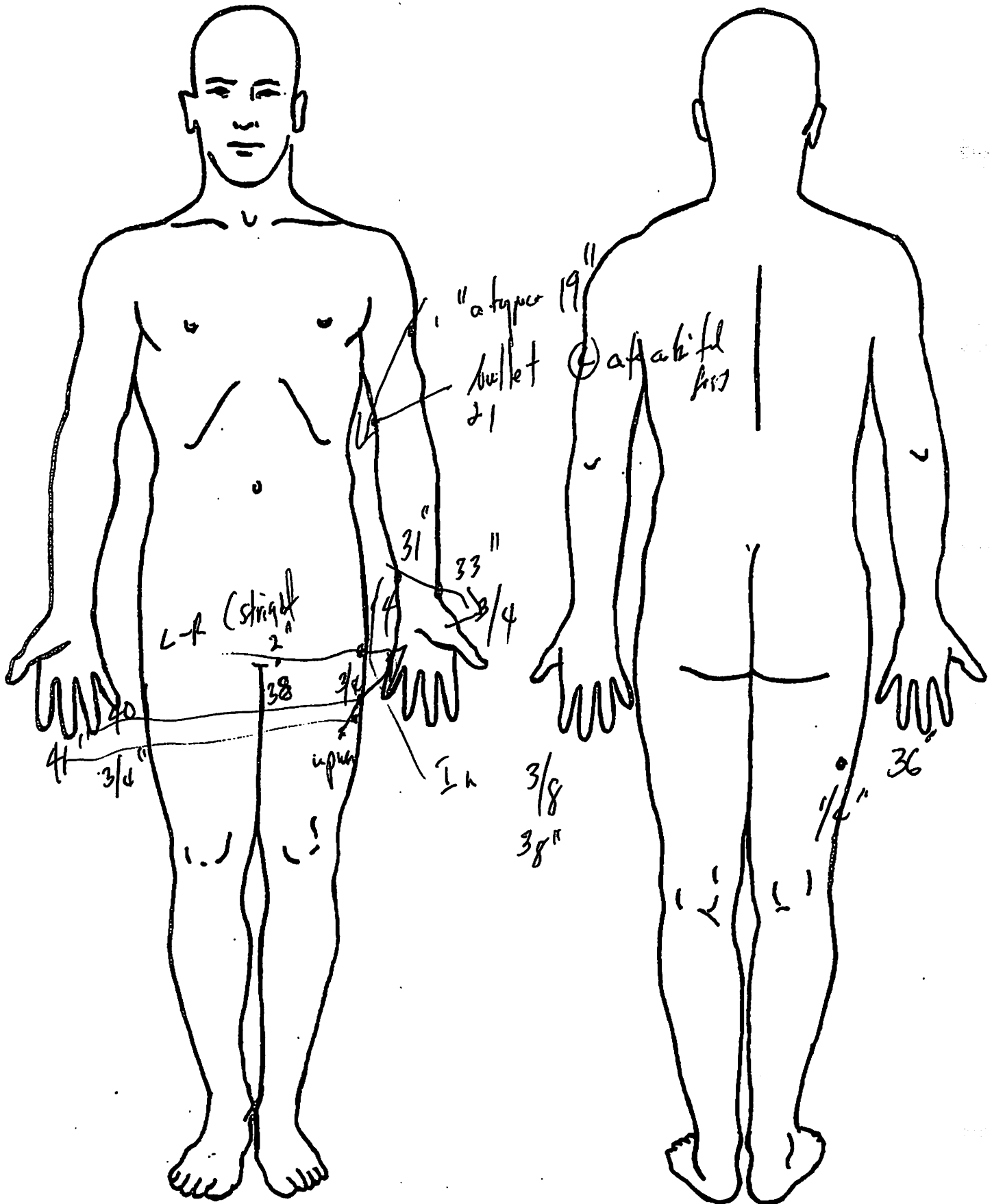
OFFICE OF THE MEDICAL EXAMINER
OAKLAND COUNTY

NAME _____ CASE # _____



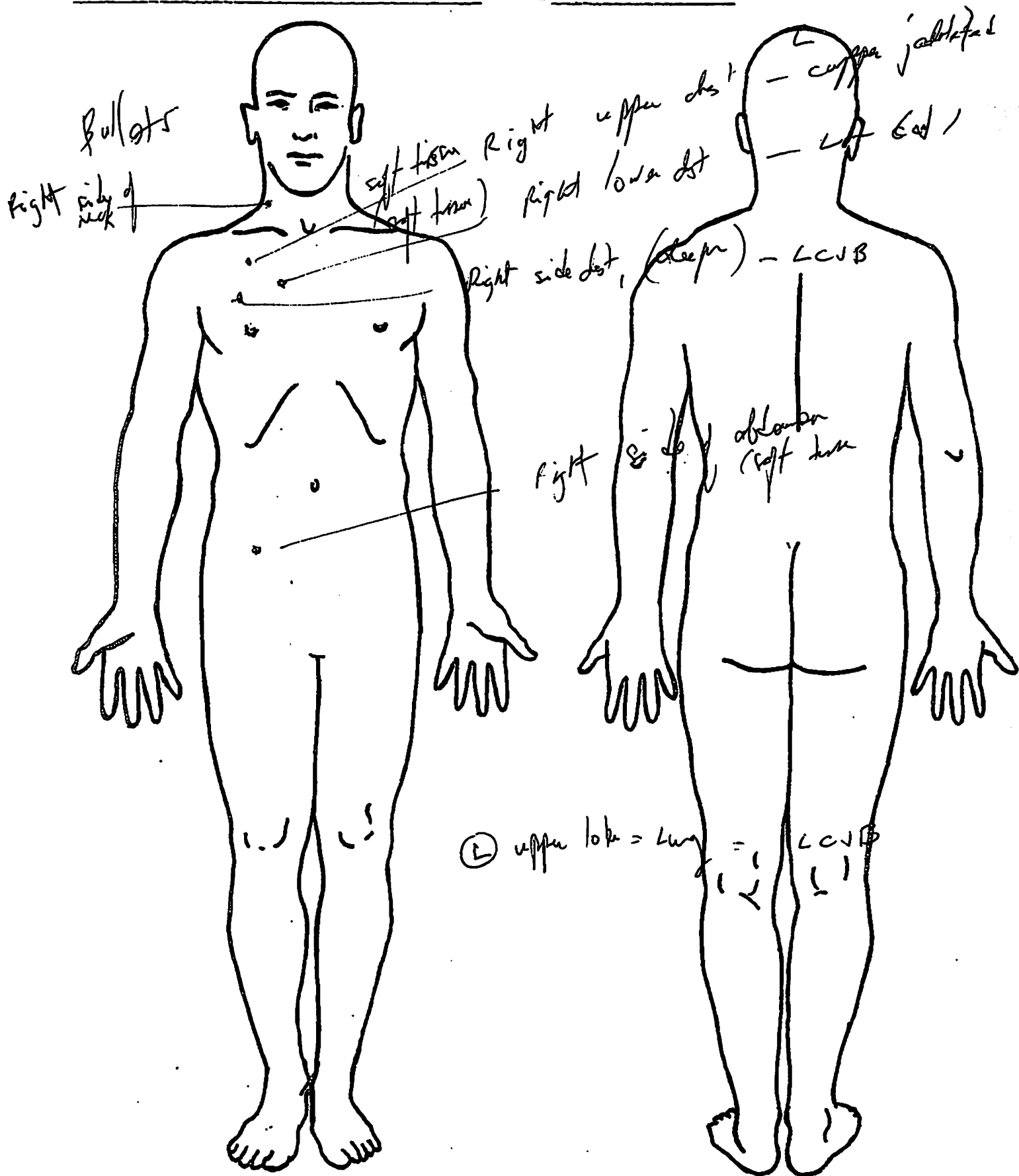
OFFICE OF THE MEDICAL EXAMINER
OAKLAND COUNTY

NAME _____ CASE # _____



OFFICE OF THE MEDICAL EXAMINER
OAKLAND COUNTY

NAME _____ CASE # _____





OAKLAND COUNTY EXECUTIVE DAVID COULTER

MEDICAL EXAMINER

Ljubisa J. Dragovic, M.D., Chief Forensic Pathologist
(248) 858-5097 | dragoviclj@oakgov.com

TOXICOLOGY REPORT

NAME: TONY COX
CASE # 23-08432

VOLATILE SCREEN

INCLUDES: ACETONE, ETHYL ALCOHOL, ISOPROPYL ALCOHOL

REPORT: FEMORAL BLOOD – None detected

VITREOUS – None detected

FEMORAL BLOOD DRUG SCREEN*

INCLUDES: ACETAMINOPHEN, AMPHETAMINE, BARBITURATES, BENZODIAZEPINES, CANNABINOIDS, CARISOPRODOL, COCAINE/COCAINE METABOLITES, FENTANYL, FLUOXETINE, METHADONE, METHAMPHETAMINE, METHYLPHENIDATE, OPIATES, OXYCODONE/OXYMORPHONE, SALICYLATES, TRICYCLIC ANTIDEPRESSANTS

REPORT: None detected

SERUM DRUG SCREEN*

INCLUDES: CARBAMAZEPINE, PHENYTOIN, VALPROIC ACID


REPORT: None detected

URINE DRUG SCREEN*

INCLUDES: AMPHETAMINE/METHAMPHETAMINE, BARBITURATES, BENZODIAZEPINES, CANNABINOIDS, COCAINE/COCAINE METABOLITES, METHADONE, OPIATES, PHENCYCLIDINE

REPORT: None detected

DATE: 01/05/2024


Jennifer L. Swatek, M.S.F.S., D-ABFT-FT
FORENSIC TOXICOLOGIST, FOR NMS LABS

dmt

*This is an unconfirmed screen. Confirmation by a more definitive technique such as GC/MS is recommended.

Handwritten initials and date: MR: 1/12/20

Exhibit

B

State of Michigan Probate Court Macomb County	LETTERS OF AUTHORITY FOR PERSONAL REPRESENTATIVE	File No: 2024-248034-DE
---	--	----------------------------


ESTATE OF TONY RAY COX, DECEASED

TO:
TAMMY COX
1108 NICOLE WAY
BURLESON TX 76028

You have been appointed and qualified as personal representative of the estate on 02/02/2024
. You are authorized to perform all acts authorized by law unless exceptions are specified below.

- Your authority is limited in the following way:
 - You have no authority over the estate's real estate or ownership interests in a business entity that you identified on your acceptance of appointment.
 - Other restrictions or limitations are: Note restrictions below:
 - May not sell, assign, transfer and/or mortgage real estate without written court order.
 - May collect and marshal assets and arrange funeral and burial or other disposition of the remains, only.
 - May obtain medical records and pursue Medicaid benefits only.
 - May assemble assets only.
 - May collect and marshal assets, obtain mail and clear personal property from residence.
- These letters expire: NO EXPIRATION DATE.

Date: 02/02/2024



Kara Schwake, Deputy Register

SEE NOTICE OF DUTIES ON REVERSE SIDE

I certify that I have compared this copy with the original on file and that it is a correct copy of the original, and on this date, these letters are in full force and effect.

FEB 02 2024

Date


Deputy Probate Register

AK ADMIN



The following provisions are mandatory reporting duties specified in Michigan law and Michigan court rules and are not the only duties required of you. See MCL 700.3701 through MCL 700.3722 for other duties. Your failure to comply may result in the court suspending your powers and appointing a special fiduciary in your place. It may also result in your removal as fiduciary.

CONTINUED ADMINISTRATION: If the estate is not settled within 1 year after the first personal representative's appointment, you must file with the court and send to each interested person a notice that the estate remains under administration, specifying the reasons for the continued administration. You must give this notice within 28 days of the first anniversary of the first personal representative's appointment and all subsequent anniversaries during which the administration remains uncompleted. If such a notice is not received, an interested person may petition the court for a hearing on the necessity for continued administration or for closure of the estate. [MCL 700.3703(4); MCL 700.3951(3); MCR 5.144, MCR 5.307, MCR 5.310]

DUTY TO COMPLETE ADMINISTRATION OF ESTATE: You must complete the administration of the estate and file appropriate closing papers with the court. Failure to do so may result in personal assessment of costs. [MCR 5.310]

CHANGE OF ADDRESS: You are required to inform the court and all interested persons of any change in your address within 7 days of the change.

Additional Duties for Supervised Administration

If this is a supervised administration, in addition to the above reporting duties, you are also required to prepare and file with this court the following written reports or information.

INVENTORY: You are required to file with the probate court an inventory of the assets of the estate within 91 days of the date your letters of authority are issued or as ordered by the court. You must send a copy of the inventory to all presumptive distributees and all other interested persons who request it. The inventory must list in reasonable detail all the property owned by the decedent at the time of death. Each listed item must indicate the fair market value at the time of the decedent's death and the type and amount of any encumbrance. Where the decedent's date of death is on or after March 28, 2013, the lien amount will be deducted from the value of the real property for purposes of calculating the inventory fee under MCL 600.871(2). If the value of any item has been obtained through an appraiser, the inventory should include the appraiser's name and address with the item or items appraised by that appraiser. You must also provide the name and address of each financial institution listed on your inventory at the time the inventory is presented to the court. The address for a financial institution shall be either that of the institution's main headquarters or the branch used most frequently by the personal representative. [MCL 700.3706; MCR 5.307, MCR 5.310(E)]

ACCOUNTS: You are required to file with this court once a year, either on the anniversary date that your letters of authority were issued or on another date you choose (you must notify the court of this date) or more often if the court directs, a complete itemized accounting of your administration of the estate. This itemized accounting must show in detail all income and disbursements and the remaining property, together with the form of the property. Subsequent annual and final accountings must be filed within 56 days following the close of the accounting period. When the estate is ready for closing, you are also required to file a final account with a description of property remaining in the estate. All accounts must be served on the required persons at the same time they are filed with the court, along with a proof of service.

ESTATE (OR INHERITANCE) TAX INFORMATION: You are required to submit to the court proof that no estate (or inheritance) taxes are due or that the estate (or inheritance) taxes have been paid. **Note:** The estate may be subject to inheritance tax.

Additional Duties for Unsupervised Administration

If this is an unsupervised administration, in addition to the above reporting duties, you are also required to prepare and provide to all interested persons the following written reports or information.

INVENTORY: You are required to prepare an inventory of the assets of the estate within 91 days of the date your letters of authority are issued and to send a copy of the inventory to all presumptive distributees and all other interested persons who request it. The inventory must list in reasonable detail all the property owned by the decedent at the time of death. Each listed item must indicate the fair market value at the time of the decedent's death and the type and amount of any encumbrance. Where the decedent's date of death is on or after March 28, 2013, the lien amount will be deducted from the value of the real property for purposes of calculating the inventory fee under MCL 600.871(2). You are required within 91 days from the date your letters of authority are issued, to submit to the court the information necessary to calculate the probate inventory fee that you must pay to the probate court. You may use the original inventory for this purpose. [MCL 700.3706, MCR 5.307]

ESTATE (OR INHERITANCE) TAX INFORMATION: You are required to submit to the court proof that no estate (or inheritance) taxes are due or that the estate (or inheritance) taxes have been paid. **Note:** The estate may be subject to inheritance tax.